



The Only Way to Tend Seed

Manufactured by HitchDoc

Travis Seed Cart

Experience the value of a premium, proven product that's tough enough to outlast the competition yet safer on your seed to maximize germination for optimal yield and profit potential.



Bulk Seed Pod (optional equipment)

Patent Pending Bulk Seed Pod provides an alternative to Center Flow Seed Boxes. Each 130 unit/104 bushel hopper is divided into two compartments for even more versatility.



Travis Seed Cart

Manufactured by HitchDoc

Travis Seed Cart - "Built Like a Tank"

Customers claim the Travis Seed Cart is "built like a tank" with heavy-duty construction and durability that outlasts competitive units. "I've looked at all the carts on the market and absolutely nothing compares with the workmanship of the Travis Seed Carts," raves Doug Nelson, Iowa grower. Sturdy rubber torsion axles, 8-bolt hubs (6-bolt on 2-box units), reliable Honda™ engines, electric brakes, and a self-contained hydraulic system provide lasting, dependable performance for many acres over several seasons. Gooseneck models are available for 4 and 6 box seed carts.

Standard Model

- HSC 2000 (2 box)
- HSC 2200 (2 box with scale option)
- HSC 4000 (4 box)
- HSC 4400 (4 box with scale option)

Gooseneck Model

- HSC 4000GN (4 box)
- HSC 4400GN (4 box with scale option)
- HSC 6000GN (6 box)
- HSC 6600GN (6 box with scale option)

Skid Model

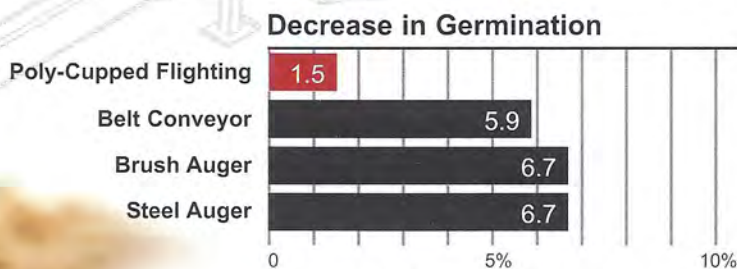
- HSC 2000SM (2 box)
- HSC 2200SM (2 box with scale option)
- HSC 4000SM (4 box)
- HSC 4400SM (4 box with scale option)



Why did we choose Poly-Cupped Flighting over any other conveyor system?

The best way to protect your seed investment, increase yield potential and maximize ROI is to deliver intact seed to the field. With its poly-cupped flighting, the Travis Seed Cart from HitchDoc gently and quickly tends seed to ensure safer delivery with less damage.

In a recent study, poly-cupped flighting resulted in a 4.4% increase in intact seed over a belt conveyor and a 5.2% increase over a brush auger. More importantly, the study proves that the poly-cupped flighting on the Travis Seed Cart offers dramatically improved germination compared to belt conveyors and brush augers. Safer, gentler poly-cupped flighting with the Travis Seed Cart means more yield potential from every field!



Source: Impact of Bulk Seed Handling on Soybean Germination Rate
Authors: Dr. Matt Darr, Mr. Ben Rethmel, Mr. Randall Reeder
Test conducted at Ohio State University.

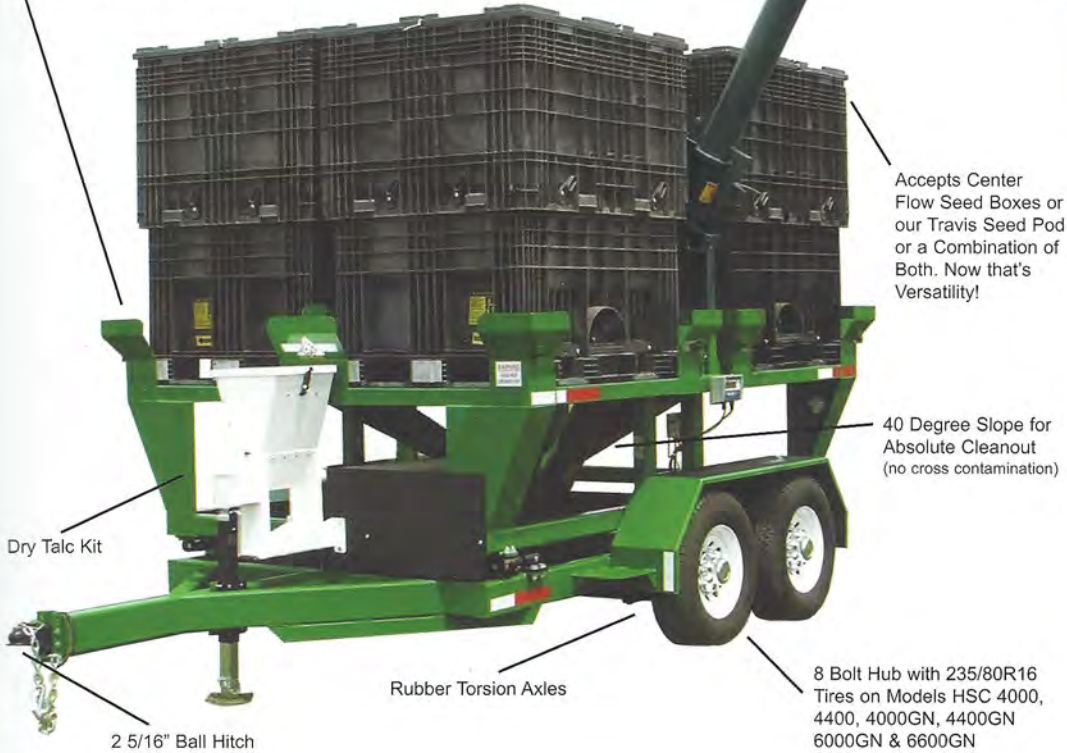
Illustration showing Poly-Cupped Flighting Gently Carrying Seeds





All Models equipped with a 15' 7" Hydraulic Fold 7" Poly-Cupped Flighting with a 19' - 3 Stage Telescoping Downspout. Auger Reverser Virtually Eliminates Seed Loss.

Self-Aligning Box Guides that Lock Seed Containers in Place.



Standard Equipment

- Self-aligning box guides that lock seed containers in place
- 40 degree slope for absolute cleanout (no cross contamination)
- Rain caps on all hoppers
- All models equipped with a 15' 7" hydraulic fold 7" poly-cupped flighting with a 19' - 3 stage telescoping downspout
- Wireless Spout Flow Control
- All models unload 625 lbs. per minute, 4 minutes per box
- Auger Reverser virtually eliminates seed loss
- Scale models 2200, 4400, 4400GN & 6600GN include: weigh indicator and isolated weigh scale frame
- Self-contained hydraulic system comes complete with hydraulic pump, electric solenoid, reservoir and hoses
- 8.0 hp Honda OHV electric-start engine - model HSC 2000, 2200, 4000, 4400, 4000GN & 4400GN
- 13.0 hp Honda OHV electric-start engine - model HSC 6000GN & 6600GN
- 2 5/16" ball hitch
- Low center of gravity
- Electric brakes on all wheels
- 3500# rubber torsion axles - model HSC 2000 & 2200
- 7000# rubber torsion axles - model HSC 4000, 4400, 4000GN & 4400GN
- 10,000# rubber torsion tandem axles with duals - model HSC 6000GN & 6600GN
- 6 bolt hub with 700 X 15 tires on models HSC 2000 & 2200
- 8 bolt hub with 235/80R16 tires on models HSC 4000, 4400, 4000GN, 4400GN, 6000GN & 6600GN
- Models 6000GN & 6600GN equipped with duals
- Powder-coated paint for durability, available in green, red, or black

Quality Features



New Feature! Wireless Flow Control



Scale models include: Weigh Indicator and Isolated Weigh-Scale Frame



New Feature! Optional Scale Head with auto shutoff



Seed Box Slide Gate allows for changing Seed Varieties on the Fly



Honda™ OHV Electric-Start Gas Engine - Self-Contained Hydraulic System

Optional Equipment

- Dry Talc Kit
- Liquid Inoculator
- Bulk Seed Pod
- Scale head with auto shut-off

Travis Seed Pod

Manufactured by HitchDoc



BULK UP with a Travis Seed Pod

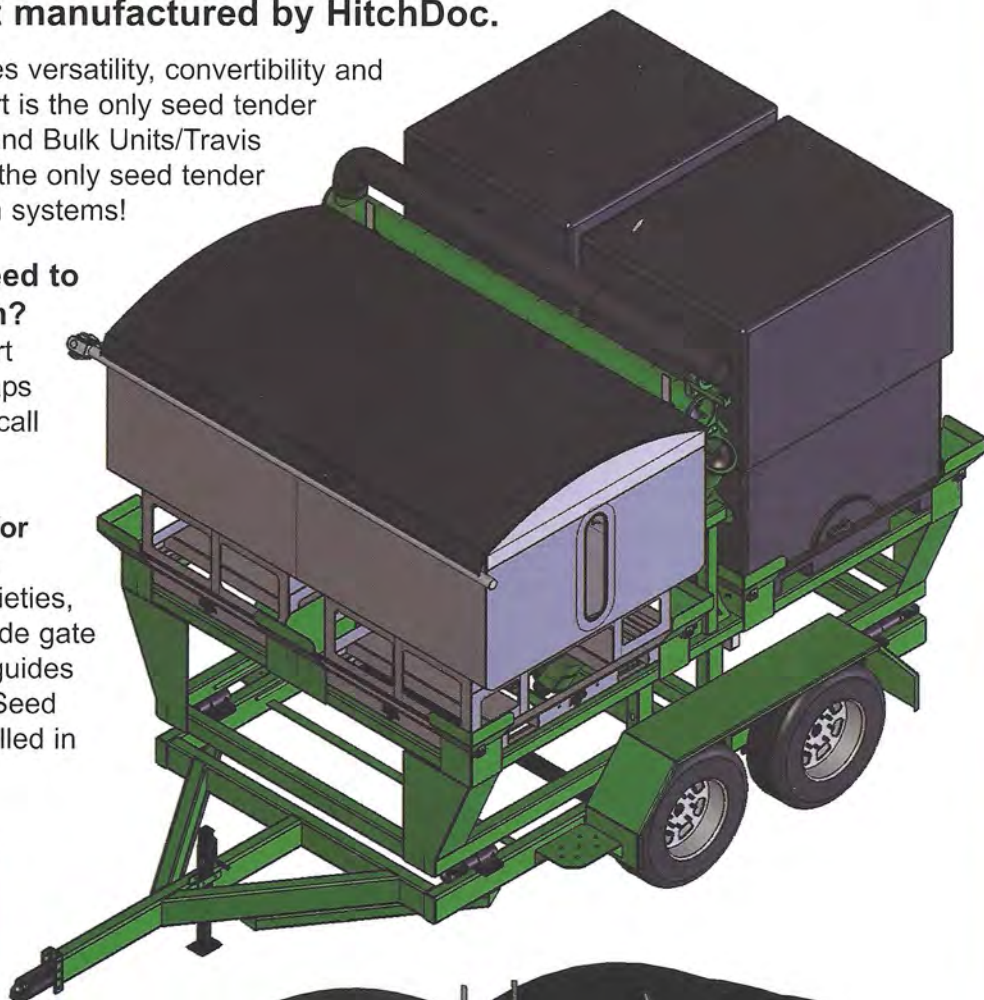
Another first by Travis Seed Cart manufactured by HitchDoc.

Our Innovative Travis Bulk Seed Pod provides versatility, convertibility and increase in productivity. The Travis Seed Cart is the only seed tender that accepts both Center Flow Seed Boxes and Bulk Units/Travis Seed Pods, or a combination of both. We're the only seed tender in the industry that can provide you with both systems!

Do you own a Travis Seed Cart and need to convert to a bulk seed delivery system?

No Problem. Have another brand of seed cart that accepts Center Flow Seed Boxes, perhaps you're a candidate for our Travis Seed Pod (call for details).

An industry-best 40-degree slope allows for absolute cleanout of hoppers — no cross contamination concerns! Carry several varieties, even treated seed to the field and use the slide gate to change seed on the fly. Self-aligning box guides lock center flow seed containers and Travis Seed Pods in place and can be removed and installed in under a minute each.



Dealer Inquiries Welcome

Manufactured by HitchDoc

ph: 1-800-446-8222 • fax: 507-847-5100
131 County Rd 34 E • Jackson, MN 56143

Please Contact: